

JINDAL PIPES LIMITED

Corporate Office:

JINDAL CORPORATE CENTRE
Plot No. 30, Institutional Sector - 44, Gurgaon-122 002, Haryana (India)
Tel.: +91 124 2574325 / 26, 4624000 Fax: +91 124 2574327
e-mail: contact@jindalpipe.com
Website: www.jindal.com

Regd. Office & Works

22nd Milestone, Delhi-Hapur Road, P.O. Jindal Nagar,
Hapur-201015, U.P. (India)
Tel.: +91 120 2677601 - 605
Fipe.com

Mumbai

402, Sarjan Plaza, 100,
Dr. Annie Besant Road,
Opp. Telco Show Room, Worli,
Mumbai - 400 018 (India)
Tel.: +91 22 24902570 / 72 / 74
Fax : +91 22 24925473
e-mail: [msلمum@mtrnl.net.in](mailto:mسلمum@mtrnl.net.in)

Kolkata

Sukh Sagar Apartment,
Flat No. 8 A&B, 8th Floor,
2/5 Sarat Bose Road,
Kolkata - 700 020 (India)
Tel.: +91 33 24559982, 32588626
Fax : +91 33 24742290
e-mail: kolkata@mahaseam.com

Chennai

3A, Royal Court, No-44, 3rd Floor,
Venkatanarayana Road, T. Nagar,
Chennai - 600 017 (India)
Tel.: +91 44 24342231, 24328747
Fax : +91 44 24347990
e-mail: chennai@mahaseam.com



JPL CAT-01, Issue No.04, Rev.No.3; Date 23.01.2015

Note: Information provided in this catalogue is as per currently applicable specifications but since they are subject to changes, please refer relevant specifications to know the current status.





About us:

Jindal Pipes Limited, a pioneer with many innovative projects in the pipe industry, is synonymous with India's best ERW, Galvanized and Black Steel Pipes. Since inception in 1970, the company has brought drastic developments in pipe manufacturing through many innovative measures. Induction of sophisticated state-of-the-art technical know-how and highly motivated skilled work force have made possible for the company to augment its production capacity to 250,000 TPA. A wide range of products that comprises of ½" to 14" NB and 2.00 mm to 10.00mm in wall thickness give Jindal Pipes a commendable advantage in the market. Further, pipes upto 20" NB can be supplied from the sister concern-Maharashtra Seamless Limited.

Quality is the hallmark of Jindal Pipe. Strict adherence to the policy of "No compromise on Quality" is demonstrated in its stringent control over procurement of raw materials, production process, streamlined distribution channels and fast delivery of finished products. ISO 9001:2008, API and BIS certifications stand as an unequivocal testimony to Jindal Pipe's quality.

Jindal Pipe has been constantly executing need based and demanding orders for pipes to meet the requirement of sectors like: agriculture, oil & gas, public health, housing, irrigation, engineering etc.



QUALITY CREDENTIALS

Jindal Pipe's idea of Total Quality is demonstrated in its stringent controls on raw materials, production process and on the speed at which the product reaches the customer. It's "No compromises on Quality" policy has brought in an ISO 9001: 2008, API and BIS certifications.

Jindal Pipes Limited has accreditation of API QI System and has been awarded ISO 9001, on Quality Assurance. In addition to these, our products have the approval of international inspection agencies, such as Llyods, DNV, BVIS, EIL, PDIL, SGS etc.

Jindal Pipes Limited has in-house laboratory to undertake various testings and inspections during the stages of manufacturing.

QUALITY POLICY

Consistent with the group purpose, we are committed to create value for all our stakeholders by continuously improving the effectiveness of Quality System and Process through innovations, involving all our employees.

We shall constantly strive to improve the quality of lives of the communities it serve through excellence in all facets of its activities. Our objectives shall be to:


- A) Produce and deliver products as per customer's expectations, conforming to national / international standards.
- B) Enhance the knowledge and skills of employees for effective implementation of Quality Management System (QMS).

Rev. No. 3: 28-09-07

Raghav Jindal
Managing Director


INSPECTION AGENCIES

TPL	SGS	HMPL	BVIS
DGS&D	RITS	INTERTEK	QSS
NTPC	DNV	ICS	TUV SUD
EIL			TUV NORD IRS

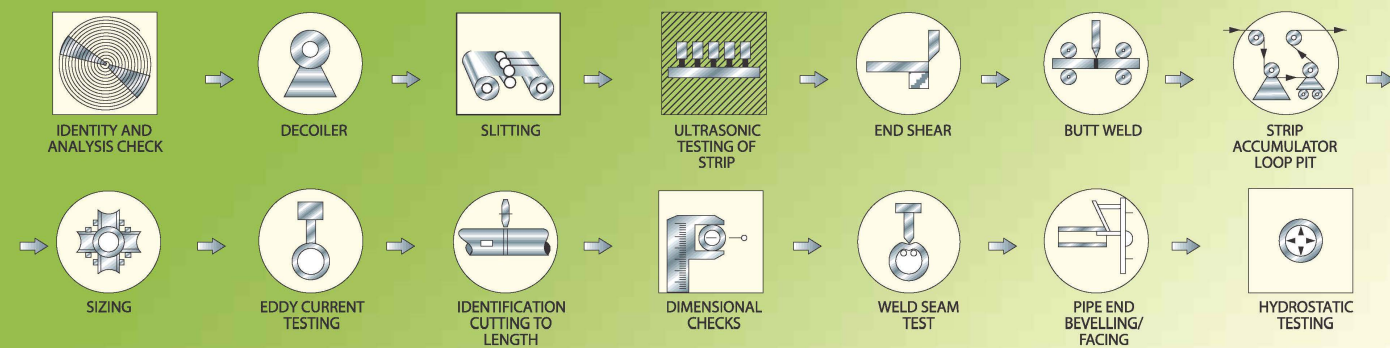


Application & Specifications

Oil & Gas Sector	API : 5L, 5CT IS/ISO : 3183
Automotive Industry	BS : 6323 (Pt-V) IS : :3601, 3074
Hydrocarbon & Process Industry	ASTM :A-53 BS :3603 IS : :6286
Boiler, Heat Exchanger, Superheater, Air Heater & Condenser	ASTM :A-178 ,A-214, A-333, A-334 BS :3059 (P-I & P-II), 6323 (Pt-V) IS : :2416 (Pt-IV)
Railways	IS : :1239 (Pt-I), 1161 RDSO : : ETI/ OHE/ 11
Mechanical, Structural & General Engineering	IS : :1161, 3601, 4923, 9295 BS : :6323 (Pt-V)
Water, Gas & Sewage	IS : :3589, 1239 (Pt-I) BS : :1387 DIN : : 2440, 2441 ISO : : 65
Water Well	IS : :4270



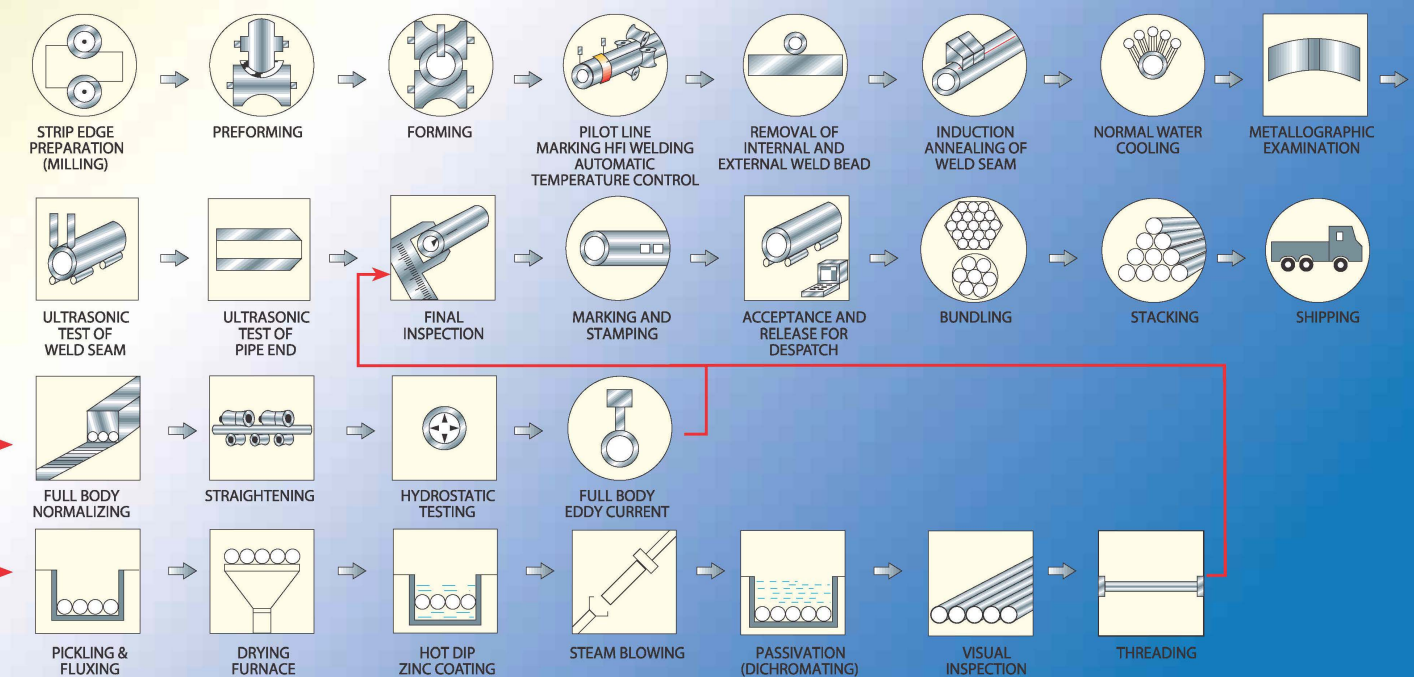
MANUFACTURING AND TESTING FLOW DIAGRAM ELECTRIC RESISTANCE WELDED BLACK



FOR BOILER TUBES

FOR GALVANIZED TUBES

OF HIGH FREQUENCY INDUCTION WELDED / AND GALVANIZED PIPES/ TUBES



ERW Line Pipes conforming to API 5L, IS/ISO : 3183 & ASTM A 53

Dimensions, Weights and Test Pressures for Sizes 3 1/2" through 14" (SI Units)

Size	Specified Outside Diameter	Specified Wall Thickness	Plain-end Weight per Unit Length	Calculated Inside Diameter	Minimum Test Pressure (kPa x 100)									
					Grade A25	Grade A	Grade B	Grade X-42	Grade X-46	Grade X-52	Grade X-56	Grade X-60	Grade X-65	Grade X-70
10 3/4"	D (mm)	t (mm)	Wpe (Kg/m)	d (mm)										
	273.1	4.0	26.54	265.1	-	37	43	72	80	90	97	103	112	121
	273.1	4.8	31.76	263.5	-	44	52	87	96	108	117	124	134	145
	273.1	5.2	34.35	262.7	-	48	56	94	104	117	126	134	146	157
	273.1	5.6	36.94	261.9	-	52	60	101	112	125	136	145	157	169
	273.1	6.4	42.09	260.3	-	59	69	116	127	143	155	165	179	193
	273.1	7.1	46.57	258.9	-	66	76	128	141	159	172	183	199	205
	273.1	7.8	51.03	257.5	-	72	84	141	155	175	189	202	205	205
	273.1	8.7	56.72	255.7	-	80	94	157	173	195	205	205	205	205
	273.1	9.3	60.50	254.5	-	86	100	168	185	205	205	205	205	205
12 3/4"	323.9	4.4	34.67	315.1	-	34	40	67	74	83	90	96	104	112
	323.9	4.8	37.77	314.3	-	37	44	73	81	91	98	105	113	122
	323.9	5.2	40.87	313.5	-	40	47	79	87	98	106	113	123	132
	323.9	5.6	43.96	312.7	-	44	51	85	94	106	115	122	132	143
	323.9	6.4	50.11	311.1	-	50	58	97	107	121	131	139	151	163
	323.9	7.1	55.47	309.7	-	55	64	108	119	134	145	155	168	181
	323.9	7.9	61.56	308.1	-	61	72	120	133	149	162	172	187	201
	323.9	8.4	65.35	307.1	-	65	76	128	141	159	172	183	198	205
	323.9	8.7	67.62	306.5	-	68	79	132	146	164	178	189	205	205
	323.9	9.5	73.65	304.9	-	74	86	145	160	179	194	205	205	205
14"	355.6	4.8	41.52	346.0	-	34	40	67	73	83	89	95	103	111
	355.6	5.2	44.93	345.2	-	37	43	72	80	89	97	103	112	121
	355.6	5.3	45.78	345.0	-	38	44	74	81	91	99	105	114	123
	355.6	5.6	48.33	344.4	-	40	46	78	86	96	104	111	121	130
	355.6	6.4	55.11	342.8	-	45	53	89	98	110	119	127	138	148
	355.6	7.1	61.02	341.4	-	50	59	98	109	122	132	141	153	165
	355.6	7.9	67.74	339.8	-	56	65	110	121	136	147	156	170	183
	355.6	8.7	74.42	338.2	-	62	72	121	133	150	162	173	187	202
355.6	9.5	81.08	336.6	-	67	79	132	145	163	177	188	204	205	



API CASING

Dimensions, Weights and End Finish

Outside Diameter		Nom. Wt.	Wall Thickness		Type of finish Grade		COUPLING OD	THREAD TYPES	
In.	mm		Inch	mm	J-55 K-55	N-80 Type-1,Q		mm	STC LTC
4 1/2	114.30	9.50	0.205	5.21	P	-	127.00	8	-
4 1/2	114.30	10.50	0.224	5.69	P	-	127.00	8	5
4 1/2	114.30	11.60	0.250	6.35	P	PLB	127.00	8	5
5 1/2	139.70	14.00	0.244	6.20	P	-	153.67	8	-
5 1/2	139.70	15.50	0.275	6.98	P	-	153.67	8	5
5 1/2	139.70	17.00	0.304	7.72	P	PLB	153.67	8	5
6 5/8	168.28	20.00	0.288	7.32	P	-	187.71	8	5
6 5/8	168.28	24.00	0.352	8.94	P	PLB	187.71	8	5
7 5/8	193.68	24.00	0.300	7.62	-	-	215.90	8	-
7 5/8	193.68	26.40	0.328	8.33	P	PLB	215.90	8	5
7 5/8	193.68	29.70	0.375	9.52	-	PLB	215.90	8	5

REMARK : P = Plain End

API TUBING

Dimensions, Weights and End Finish

Outside Diameter		Nominal Weight		Wall Thickness		COUPLING OD		THREAD TYPES		TYPES OF END FINISH	
In.	mm	Non Upset T & C lb/ft	Non Upset T & C lb/ft	In	mm	NUE mm	EUE mm	API Round		Grade	
								NUE	EUE	TPI	TPI
2 7/8	73.02	6.4	6.5	0.217	5.51	88.9	93.17	10	8	P	P

REMARK : P = Plain End

